


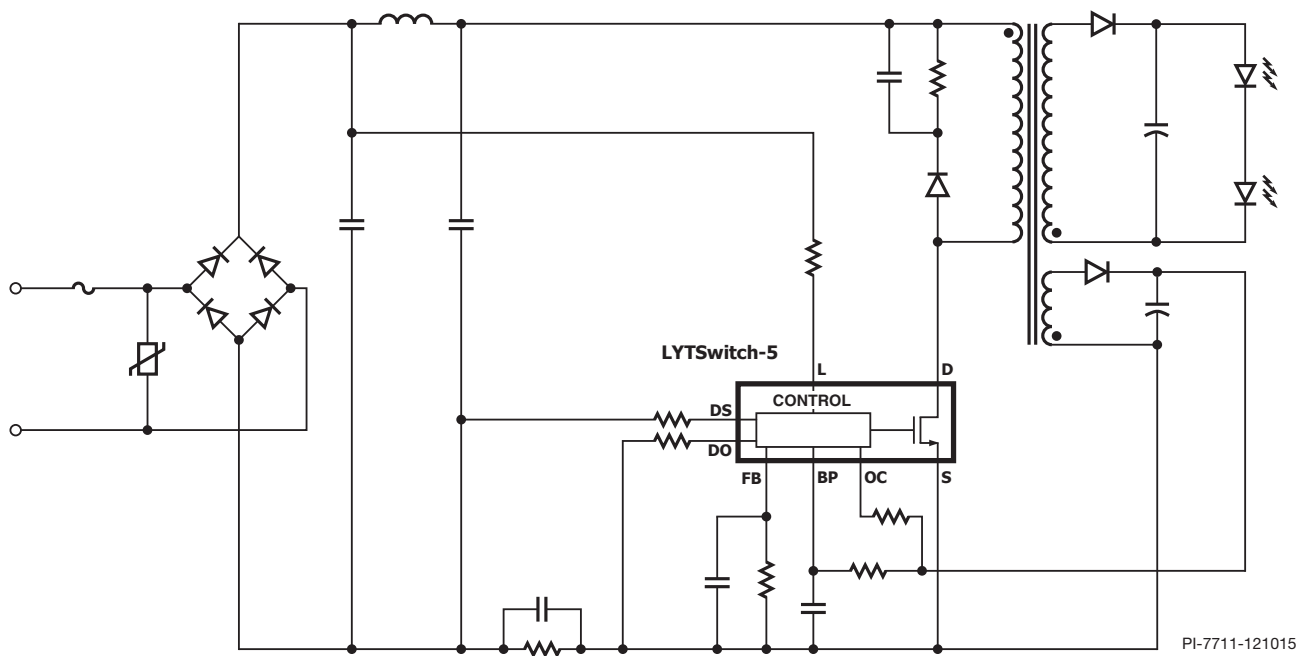
LYTSwitch™-5



Key Features

- 90-305 VAC input, PF >0.9, THD <10%
- Isolated and non-isolated topologies
- Highly accurate constant current output
- Comprehensive protection features, including thermal foldback
- 650 V or 725 V integrated MOSFET

Single-Stage LED Driver IC




Applications

- LED lighting (tubes, bulbs)
- External lighting
- Constant current output power supplies

Output Power

Product	90-308 VAC Output Power (W)
LYT5225D	9
LYT5216D, LYT5226D	16
LYT5218D, LYT5228D	25



SO-16B (D package)

Design Support

- Data Sheet LYTSwitch-5 data sheet (www.power.com/lytswitch-5-data-sheet)
- Application Note LYTSwitch-5 design guide (AN-65) (www.power.com/an-65)
- Design Example 15 W universal input LED driver for T8 tube (DER-596) (www.power.com/der-596)
- Design Example 18 W non-dimmable, non-isolated buck-boost LED driver (DER-526) (www.power.com/der-526)